

# GF Series

## Film Scrap Grinder & Accessories

### Standard Specifications

- ◆ ODP motor with 4-sided belt guard (TEFC motor on GFB)
- ◆ Open rotor cutting chamber with outboard bearings
- ◆ 2HP scrap conveying fan (5HP on GFD)
- ◆ Mild steel construction
- ◆ Carbide-coated knives
- ◆ Remote-mount control panel
- ◆ Electricals: Power requirements 460V/3PH/60Hz



The GF Series: film scrap grinder for use with ASR® systems to recycle edge trim, roll scrap, and loose scrap. (Pictured above is a GFCN30 with optional roll feeder, hydraulic lift, and AEN air eliminator)

The GF Series grinder from Process Control Corporation is used as part of an ASR® Automatic Scrap Recycling system for in-line recycling of production film scrap. GF Series grinders are designed to provide efficient, uniform grinding of film scrap. There are four cutting chamber sizes available, along with different horsepower motors, to accurately match the grinder to the required scrap rate. The GF Series grinders are available in configurations that accept edge and bleed trims, roll scrap, and loose scrap.

Standard carbide-coated knives are employed in the system, increasing the time between sharpening. The rotor knives approach the stationary bed knife, or knives, at a steep angle to ensure a clean scissors-cut. This technique is used for maximum bulk-density and flow of ground scrap. The open rotor design improves airflow for cooling, permitting the highest possible throughput.

After the cutting chamber, material passes through a sizing screen that is chosen specifically for the application and material. The ground scrap is pulled through the grinder screen and carried through the process by the scrap conveying fan standard on each GF Series grinder.

Reintroduction of roll scrap is achieved with the attachment of an optional RFN Series roll feeder. The roll feeder has knurled rolls that provide a strong pull on the film without wrapping. The RFN is available in several sizes with a variable speed AC (or optional DC) motor that runs at 3 - 32 fpm (1 - 10 m/min).

The control panel for the grinder includes a motor starter for the grinder. When purchased as part of a complete ASR® system, the control panel includes controls for the inducers and roll feeder, as well.

### Options

- ◆ Special paint
- ◆ Special electricals
- ◆ Hydraulic lift for opening cutting chamber (standard on GFD)
- ◆ Mechanical lift for opening cutting chamber (GFA or GFB)
- ◆ DC motor and controls for RFN
- ◆ Sound enclosure
- ◆ AEN air eliminator for separating conveying air from edge trims
- ◆ RFN Series roll feeder



**PROCESS CONTROL CORPORATION**

World Headquarters  
6875 Mimms Drive, Atlanta, GA 30340 USA  
Ph 770.449.8810 Fax 770.449.5445

Process Control GmbH  
Birstein, Germany  
Ph +19-6051-91 29-0 Fax +19-6051-91 29-99



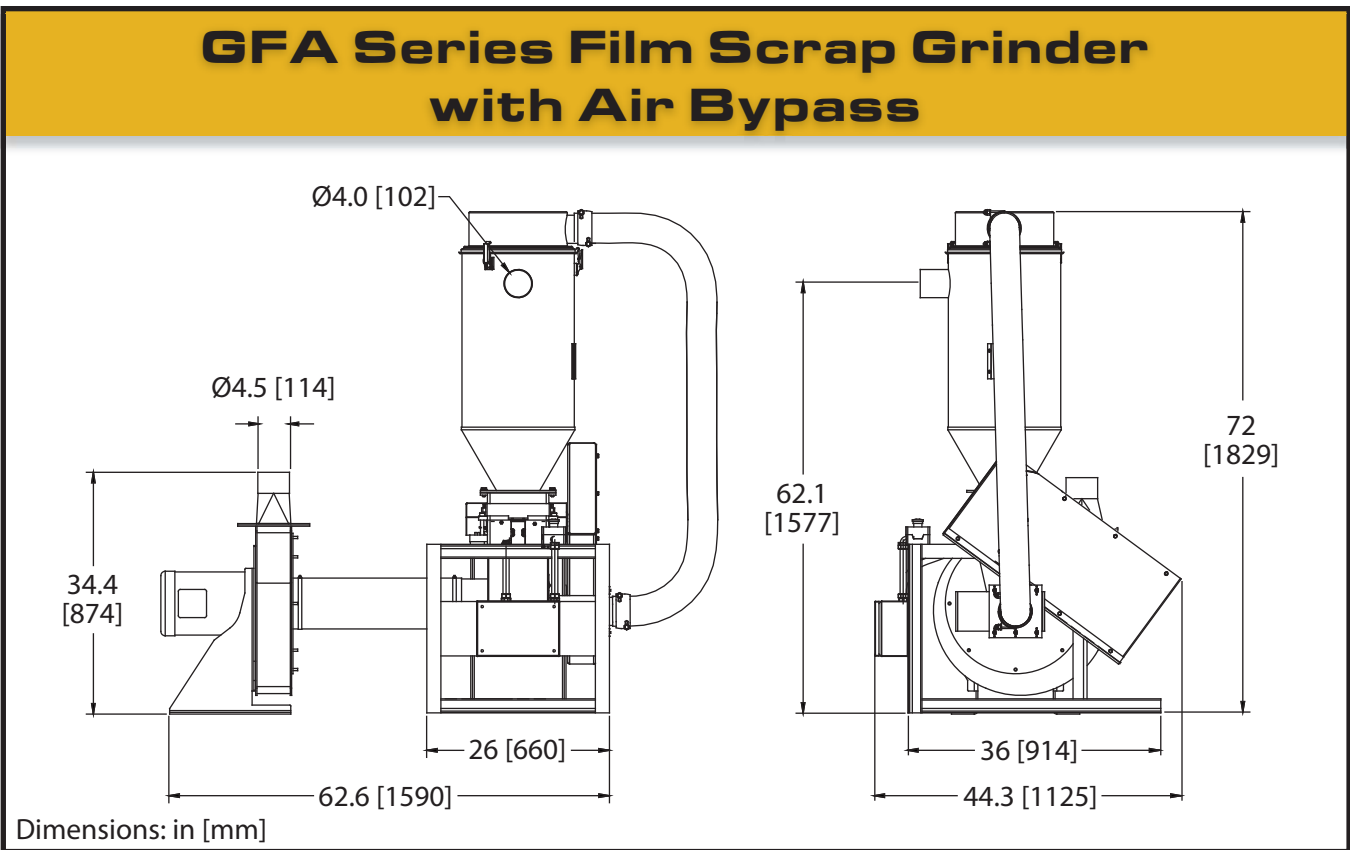
GF Series cutting chamber:  
Specifically designed for thin gauge film



GFA Film Scrap Grinder  
with air bypass



GFA Film Scrap Grinder



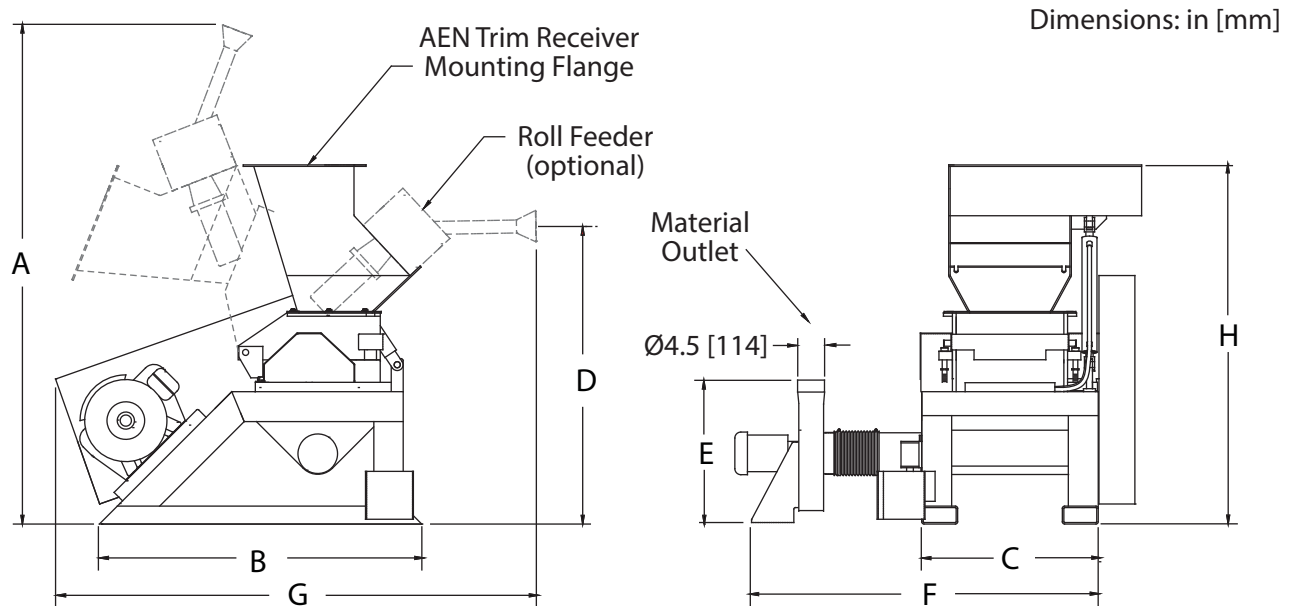
There are (2) different versions of the GFA Series grinder. The GFA with Air Bypass is designed to handle edge and/or bleed trims only. This design utilizes a 5HP fluff conveying fan for both inducing the trims into the grinder cutting chamber and for blowing the ground fluff out of the grinder. There is no need for a separate trim removal inducer or air eliminator.

The second version (see facing page for specs) is for handling both trims and off-spec roll scrap. This design does require a separate inducer, air eliminator and roll feeder and utilizes a 2HP fluff conveying fan to blow the ground scrap. Both versions are designed with a single stationary knife and (2) rotating knives. The standard knives are carbide coated to promote long life.

### Specifications for GFA Series Film Scrap Grinder with Air Bypass

Model Number	Motor HP (kW)	Rotating Knives	Stationary Knives	Rotor Length x Diameter - in (mm)	Shipping Weight lbs (kg)
GFAN05	5 (4)	2	1	7.5 x 6.2 (191 x 157)	950 (432)

# GF Series Film Scrap Grinders



## Specifications for GF Series Film Scrap Grinder

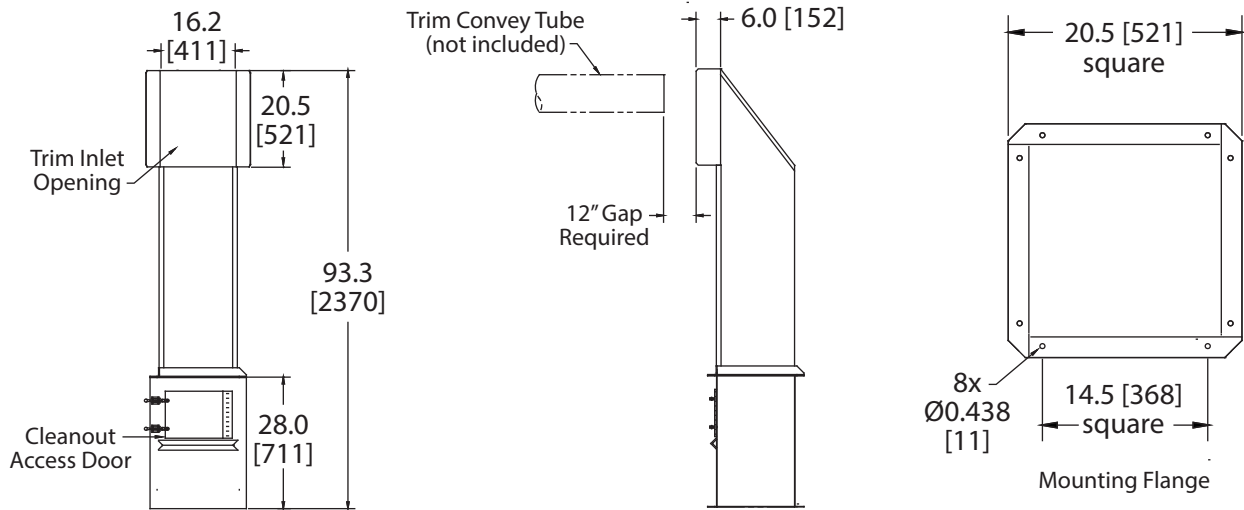
Model Number	Motor HP (kW)	Dimensions								Shipping Weight lbs(kg)
		A	B	C	D	E	F	G	H	
<b>GFAN05</b>	5 (4)	69.5 (1765)	36.0 (914)	26.0 (660)	56.9 (1445)	24.0 (610)	57.2 (1453)	49.4 (1255)	64.2 (1631)	950 (432)
<b>GFBN20</b>	20 (15)	82.0 (2083)	45.0 (1143)	26.3 (668)	47.1 (1196)		47.3 (1201)	69.7 (1770)	58.8 (1494)	2500 (1136)
<b>GFCN30</b>	30 (22)	86.1 (2187)	53.9 (1369)	29.5 (749)	55.6 (1412)		57.9 (1471)	81.2 (2062)	62.5 (1588)	2600 (1182)
<b>GFCN40</b>	40 (30)									2655 (1207)
<b>GFDN50</b>	50 (37)	103.6 (2631)	66.5 (1689)	41.5 (1054)	67.0 (1701)	34.7 (881)	80.1 (2035)	95.3 (2421)	4025 (1830)	
<b>GFDN60</b>	60 (45)								4190 (1905)	
<b>GFDN75</b>	75 (56)								4190 (1905)	
<b>GFDN100</b>	100 (75)								4190 (1905)	

## Cutting Chamber Specifications

Model	Rotating Knives	Stationary Knives	Rotor Length x Diameter - in (mm)
<b>GFA</b>	2	1	7.5 x 6.2 (191 x 157)
<b>GFB</b>	3	1	11.5 x 9.5 (292 x 241)
<b>GFC</b>	3	1	17.5 x 13.2 (445 x 336)
<b>GFD</b>	3	2	26.5 x 16.0 (637 x 406)

# GF Series Accessories

## AEN Air Eliminator

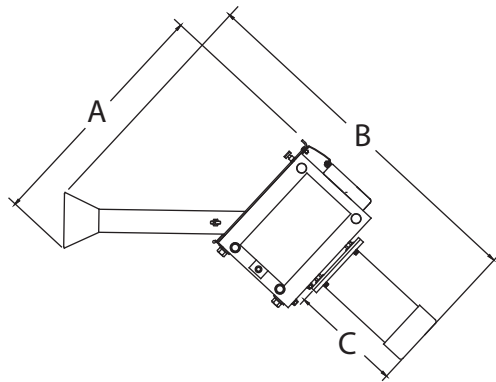


### Specifications for AEN Air Eliminator

Model Number	Maximum Number of Inducers	Shipping Weight - lbs (kg)
AEN	Two IN415 (15HP)	75 (35)

NOTE: Special AEN designs available for height restrictions or three or more IN415 Inducers

## RFN Series Roll Feeder



Dimensions: in [mm]

### Specifications for RFN Series Roll Feeder

Model Number	Grinder Model	Inlet Size	A in (mm)	B in (mm)	C in (mm)	Shipping Weight lbs (kg)
RFN13	GFA	4.25 x 2.5 (108 x 64)	13.7 (348)	25.7 (653)	10.6 (269)	175 (80)
RFN14	GFB	9.0 x 2.5 (229 x 64)	23.0 (584)	35.2 (894)		200 (91)
RFN15	GFC, GFD	11.0 x 2.0 (279 x 51)		38.2 (970)	11.3 (287)	225 (102)
RFN16	GFD	14.0 x 2.0 (356 x 51)	24.2 (615)	41.4 (1052)	14.6 (371)	250 (114)